

PROJECT TITLE:

Improving the Effectiveness of Capabilities (IEC) in EU conflict prevention

8. 3 Website and Online Discussion Board

Lead beneficiary: Laurea University of Applied Sciences

Delivery date: 02/07/2015

Revision: 4.0

| Dissemination Level | |
|--|---|
| PU: Public | X |
| PP: Restricted to other programme participants (including the Commission) | |
| RE: Restricted to a group specified by the consortium (including the Commission) | |



Revision history

| Rev. | Date | Author | Notes |
|------|------------|---------------------------------------|---------------------------------------|
| 1.0 | 31/05/2015 | Laurea University of Applied Sciences | First draft |
| 2.0 | 05/06/2015 | Laurea University of Applied Sciences | Second draft |
| 2.1 | 08/06/2015 | Laurea University of Applied Sciences | Added information: website content |
| 2.2 | 23/06/2015 | Laurea University of Applied Sciences | Added information: Discussion board |
| 2.3 | 26/06/2015 | Laurea University of Applied Sciences | Added updated pictures and formatting |
| 3.0 | 29/06/2015 | Laurea University of Applied Sciences | Corrections and updates |
| 3.1 | 01/07/2015 | Partner review | Comments provided by CMC Finland |
| 4.0 | 02/07/2015 | Laurea University of Applied Sciences | Final Version |



Contents

| | |
|--|----|
| 1 EXECUTIVE SUMMARY | 6 |
| 2 BACKGROUND AND OVERVIEW | 7 |
| 2.1 Creation of website and discussion board | 8 |
| 2.2 Aims and Objectives | 8 |
| 2.3 Development methodology | 9 |
| 2.4 Website Development Timeline | 10 |
| 3 WEBSITE MAINTENANCE ROLES | 11 |
| 3.1 Key roles and responsibilities | 11 |
| 5 WEBSITE DESIGN | 12 |
| 5.1 Navigation..... | 12 |
| 5.2 Logo..... | 12 |
| 5.3 Footer | 13 |
| 5.4 Layout and colors | 13 |
| 5.5 Website Structure | 13 |
| 6 PUBLIC HOME PAGE | 15 |
| 6.1 About | 16 |
| 6.2 Overview..... | 17 |
| 6.3 Consortium | 18 |
| 6.4 News..... | 19 |
| 6.5 Contact | 20 |
| 6.6 Blog..... | 21 |



| | |
|--------------------------|----|
| 7 DISCUSSION BOARD | 24 |
| 7.1 Main View | 24 |
| 7.2 Topic view | 25 |
| 8 CONCLUSIONS..... | 27 |

List of figures

| | |
|--|----|
| Figure 1. Software Development Life Cycle..... | 9 |
| Figure 2. IECEU-Project Logo | 12 |
| Figure 3. Footer | 13 |
| Figure 4. Webpage Structure Wireframe | 14 |
| Figure 5. Main Screen..... | 16 |
| Figure 6. About section | 17 |
| Figure 7. Overview section | 18 |
| Figure 8. Consortium | 19 |
| Figure 9. Latest news section | 20 |
| Figure 10. Contact | 21 |
| Figure 11. Blog page..... | 22 |
| Figure 12. Blog Post Page | 23 |
| Figure 13. Search Page | 23 |
| Figure 14. Discussion Board..... | 24 |
| Figure 15. Topic Page..... | 25 |
| Figure 16. Required registration | 26 |



List of tables

| | |
|--|----|
| Table 1. Roles..... | 11 |
| Table 2 . WP 8.3 Time Management | 10 |



1 EXECUTIVE SUMMARY

This deliverable (8.3) displays the planning and implementation of the Website and Discussion Board development, which has been designed by the Work Package (WP) 8.3 task leader: Laurea University of Applied Sciences. The specific aim of this deliverable is to describe the website and discussion board development processes and their functionalities.

The webpage and the discussion board implementation are part of the dissemination strategy. The webpage is developed in user-friendly manner and will provide all the public project information for users available online. The public webpage domain name is:

www.ieceu-project.com

This deliverable consists of eight sections. After the executive summary the following section is the project overview information. Further the third section provides information about the Website maintenance roles. The fourth section concentrates on the website maintenance and management. The following fifth section focuses on the plan for the website design. The public webpage structure is described in details in section six and the discussion board is illustrated in section seven. The document concludes with the last conclusions section.



2 BACKGROUND AND OVERVIEW

Improving the Effectiveness of Capabilities in EU conflict prevention (IECEU) Project launched in May 2015. The length of the project is 33 months and it has 11 participants from seven European countries. The main goal of the project is to discover new solutions for responding to eventual security threats and difficulties. EU Framework Programme for Research and Innovation Horizon 2020 is funding the project. IECEU project aims to gather different organizations to work in co-operation in order to determine the best practices for resolving future threats.

The project analyses and evaluates the missions' and operations' effectiveness in three selected, case study areas, where Common Security and Defence Policy (CSDP) activities are represented: Balkans, Africa, Middle East and Asia. Such comprehensive analysis of current external actions can provide better answers to creating more effective missions and operations. Through analyses and evaluations the project will identify the best practices and develop new approaches and solutions. In order to achieve the set goals IECEU –project aims to strengthen cooperation between different actors in the operational context. The project looks to provide recommendations for EU to guarantee the long-term stability.

The three main goals of IECEU –project are:

- 1) Analysing and assessing the current situation of on-going and past missions and operations: to identify effectiveness of EU external actions and the impact in different levels areas
- 2) Learning from lessons provided by these missions and assessing the different options
- 3) Providing new solutions, approaches and recommendations for EU to guarantee long-term stability

Specific objectives of the project are to create recommendations of new types of solutions and mechanisms for conflict preventative activities as an approach to guaranteeing safe communities and for the EU to strengthen its capabilities and to focus its strengths more effectively. To achieve the set objectives, the IECEU project will focus on strong dissemination and communication to raise the awareness of the project results and its activities. Therefore, also the development of website and discussion board is implemented already in early stage of the project.



2.1 CREATION OF WEBSITE AND DISCUSSION BOARD

The creation of the website and the discussion board is a fundamental part of the IECEU project. Implementation of those tools will allow much easier access to the project information, activities, findings, and results. The objective of online tools is to keep the ongoing activities of the project visible to audience and also engage the main partners in an interactive approach, to receive relevant feedback. The maintenance of website is responsible of coordinator of IECEU project.

The essential part of dissemination and communication is the *establishment of website* to assure sustainability, encompass relevant information about the project and its activities. The website includes the *secured internal website* for the use of Consortium use and it's published in eDuuni – platform. *The online discussion board* is the platform that will be used in other work packages tasks (expert discussions, policy dialogues etc.). The maintenance of online discussion board is responsible of IECEU project coordinator. Moreover, *the social media tools* will support the dissemination. Facebook, Twitter and LinkedIn –accounts will be established and WP8 leader, CEP, will be responsible of maintenance of social media tools.

2.2 AIMS AND OBJECTIVES

The primary objectives of the WP 8.3 are to design and implement a website, discussion board and social media with great functionality, attractiveness, and ease of maintenance. The target of WP 8.3 Online Tools Creation (website, social media and online discussion board) are:

- 1) Prepare the website design;
- 2) Prepare the Site map of the website;
- 3) Implement the site in the chosen hosting service with the chosen technology;
- 4) Implement the approved design;
- 5) Implement the following features: search bar, navigation, discussion board, blog, side menu with social media feed;
- 6) Design and Implementation the discussion board
- 7) Creation and maintenance of the social media accounts
- 8) Quality assurance testing
- 9) Cross browser testing on Internet Explorer , Firefox, and Chrome
- 10) Cross Operating System testing : Windows, Android and MAC



- 11) Link integrity testing (Testing if all the link go to the assigned pages, and if they open correctly)
- 12) Correct operation of site navigation, discussion board, search bar, online form, side menu, blog

The success criteria are published well designed and well functional website, implemented discussion board in it and accesses to the social media.

2.3 DEVELOPMENT METHODOLOGY

The development methodology applied in the project is Software Development Life Cycle (SDLC). A Software Development Life Cycle is a set of phases grouped in a model for development and management of applications or software.



Figure 1. Software Development Life Cycle

As shown in Figure 1 the SDLC consist of five stages: Planning, Analysis, Design, Implementation and Maintenance.

- 1) **Planning and Analysing:** During the planning phase all the requirements of the project are gathered. After gathering the requirements, they are analysed and validate. At the end of the stage is created a Requirement Specification document, which will be used as a guide for the next stage.
- 2) **Design:** During this phase the design of the website and the site map will be formed and the system requirements will be allocated.

- 3) **Implementation:** During this stage the actual coding of the website will start. This is the most time consuming stage of the SDLC. During the stage there are multiple testing and improvements done, before the final implementation.
- 4) **Maintenance:** Once the website is implemented and in use, then the actual problems might occur. The developer of the website needs to solve the issues and to improve, update and continue maintenance the website after its implemented.

2.4 WEBSITE DEVELOPMENT TIMELINE

The due day of WP 8.3 is in the second month after the IECEU project has started. The time for finishing the WP 8.3 is estimated around 5 – 6 weeks. During that time the website developer is following project schedule shown in the subsection. The milestones and the due dates for the website and discussion board deliverables are shown in the following table (Table 1 . WP 8.3 Time Management).

| Milestones | Tasks | Due day |
|------------------------|--|--|
| Planning and Analyzing | <ul style="list-style-type: none"> • Project plan v1.0 • Site Map • Domain name • Hosting services | June 7, 2015 |
| Design | <ul style="list-style-type: none"> • Features of the website • Features of the discussion board • Functionalities • Layout and Colors | June 14, 2015 |
| Implementation | <ul style="list-style-type: none"> • Developing website and discussion board • Developing the social media accounts • Implementing the website, the discussion board and the social media accounts • Continues testing | June 28, 2015 |
| Maintenance | <ul style="list-style-type: none"> • Continues maintenance • Continues testing • Solving issues | One year after the IECEU project is concluded. |

Table 1 . WP 8.3 Time Management



3 WEBSITE MAINTENANCE ROLES

The dissemination stakeholders of the project are all internal or external groups, individuals or organizations, which can be impacted by the project, or can impact the outcomes of the project. The maintenance of website fully centralised for the WP8.3 Leader, but the content will be produced jointly among Consortium partners via project activities. The analysing and publishing of public content to public devices will be done by WP8 actors/partners. The maintenance of discussion board is also provided by WP8.3 Leader. Nevertheless, anyone, who is logged in, can produce discussions. Again, WP8.3 Leader is in charge of the maintenance of secured website (eDuuni). All partners have full access to 'edit' the content.

3.1 KEY ROLES AND RESPONSIBILITIES

The most important roles during the WP 8.3 are the website developer, the project manager, the content author, and the social media management as shown in Table 2. Roles.

| Role | Who | What |
|----------------------|-------------------------|--|
| Task Manager | Coordinator of IECEU | Give the requirements; Give the approval for the design of the website; Manage and coordinate all the client-side activities; Present the outcomes; |
| Website Developer | IT specialist for IECEU | Design, develop, test and implement the website and the discussion board; Manage the issues and improve the website; |
| Content Author | Coordinator of IECEU | Write, edit, review or change website content in accordance with the project schedule |
| Social Media Manager | CEP | Creation and maintenance of the social media accounts; Write, edit, review or change social media account content; |
| Website user | Users | In the latter case, review the content after entry and report any corrections that need to be made. |

Table 2. Roles.



5 WEBSITE DESIGN

The website is developed by concentrating in successful navigation, visualisation of project, separated footer with specific information of copyrights and EU Framework H2020 funding, and clear website structure. The aim of website design is to provide IECEU project information matching with nowadays online technology appears.

5.1 NAVIGATION

The navigation is consisted of all the visual elements and tools that user will use to go through the information in the website.

- The webpage will be able to load within 10 seconds
- Navigation bar will appear at the top of the main page and secondary pages.
- Navigation bar will consist of links for each section on the homepage, link to the blog page, and link to the discussion board page.
- Clicking the logo or back button on subordinate pages will navigate back to homepage
- No scrolling will be needed on the homepage
- A footer will be displayed on the bottom of the main page and the other pages
- The logos of the consortium will navigate to their official webpages

5.2 LOGO

- The official logo of the project will appear at the top of each page.
- The logo of the IECEU-project is representing the cooperation between the organizations and the improvement of the capabilities that they try to achieve in the conflict prevention areas.
- The official logo will be in format that allows easy resizing
- The consortium logos will appear in the Consortium section of the main page
- No other logos beyond the official project logo, the consortium logos and the funding programme logo will appear on the website without approval from the Project Manager.



Figure 2. IECEU-Project Logo



5.3 FOOTER

- A footer will be displayed on the bottom of the main page and the other pages.
- The footer will include:
 - Copyright information
 - The visibility of EU: The name and logo of the funding EU Framework Programme

The footer design is shown in the following Figure 3. Footer.



Figure 3. Footer

5.4 LAYOUT AND COLORS

Each page will display the official project colours. The layout and the design of the website must be chosen in the way that they best present the IECEU project image, they must support and present the site's content and messages and assist the users in achieving the goals for which they visit the website.

The layout and the colour palette of the website need to meet the audience expectation. They need to be appropriate for the users. The website will have variance in style sheets to accommodate the different sections in the main page. The website will use graphics/ images which are appropriate and will promote the intent of the IECEU project.

5.5 WEBSITE STRUCTURE

The website will consist of three pages: main page, discussion board page and a blog page. The main page (Home Page) will consist of six section as following: "Home", "About", "Overview", "News", "Consortium", and "Contact". Each section will be independently shown on the screen



when using the navigation bar. The sections are functioning in the same way as web pages with the difference that they are all displayed in the same webpage. The structure of the home page is illustrated in Figure 4. Webpage Structure Wireframe.

The blog page will contain the blog posts made by the website users. Blog posts can be made by the registered webpage users, which will receive the writing and editing rights for the blog page. In this page there will be also posted all the press releases, provided by the Content administrator.

The discussion board page will contain the discussions created by the registered users of the website. Anyone has the right to register in the website and to create or comment on a discussion. More detailed overview of the discussion board can be found in section 7 .




Figure 4. Webpage Structure Wireframe

6 PUBLIC HOME PAGE

The website of IECEU – project creates the first impression for the project. The public website is the primary dissemination tool of Internet presence. IECEU webpage will provide all the essential information concerning the project and will include blog publications, discussion area and news feeds. The homepage describes the project overview, main actors and their logos, latest news about the project and contact form. The IT- Specialist assigned for IECEU – project has designed the webpage and implemented the webpage. The webpage author will be Laurea University of Applied Sciences during the project until the end of the project. The webpage is platform independent and responsive in resolution. It can be used in multiple devices such as smartphones, laptops, tablets, pads, and desktop computers. It is supported on all sizes devices and all operating systems (Windows, Android and iOS).

On the main page navigation menu can be found short links to the internal network for the members of the project, link to the blogposts and discussion area open to the broad public. The IECEU homepage main navigation menu items are as following: “Home”, “About us”, “Overview”, “Consortium”, “News”, “Contact us” “Members area” (eDuuni – online platform dedicated for project members only), Discussion Board, and Blog. The following screenshots of the webpage are created while webpage is 90 % completed.

The home page main section displays the name of the project in big capital letters and two buttons, which are short links to the “About” and “Consortium” sections. The main view, which appears when the user first opens the website in the browser, is shown in the following screenshot (Figure 5 Main Screen).

The IECEU-project homepage include a feature, which allows the authorized users to observe the number of the webpage visitors and their geographical location. In addition the feature would help to examine which activities have engaged the most visitors. The information gathered from the feature, could be used to support the dissemination strategy and to improve the external communication during the lifecycle of the project. Further on the collected information could be utilized in future consortium activities.



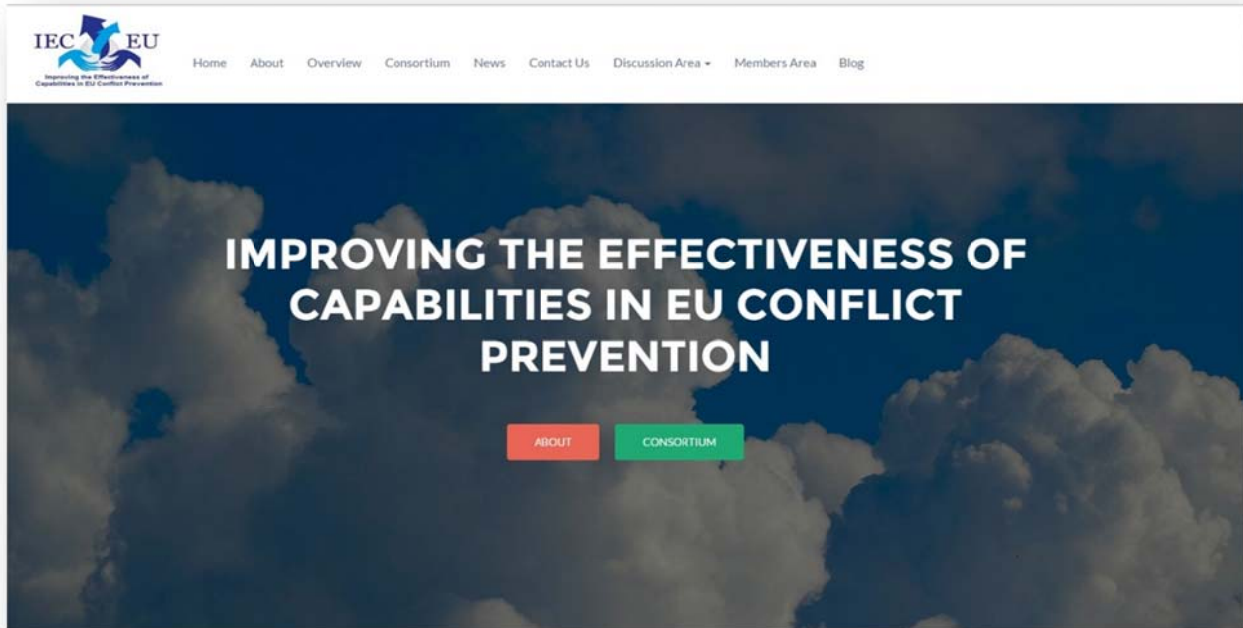


Figure 5 Main Screen

6.1 ABOUT

The “About” section of the main page describes the main goals and objectives of the IECEU-project as well as the project outcomes that are intended to be produced throughout its progress. The main goals of the project are listed as following:

- 1) *Analyzing and assessing the current situation of on-going and past missions and operations*
- 2) *Learning from lessons provided by these missions and assessing the different options*
- 3) *Providing new solutions, approaches and recommendations for EU to guarantee long-term stability*

This section present also the IECEU-project logo. The content of the page section is displayed in the following FIGURE 6.



This project has received funding from the EU Framework Programme for Research and Innovation HORIZON 2020 under grant agreement no 653371

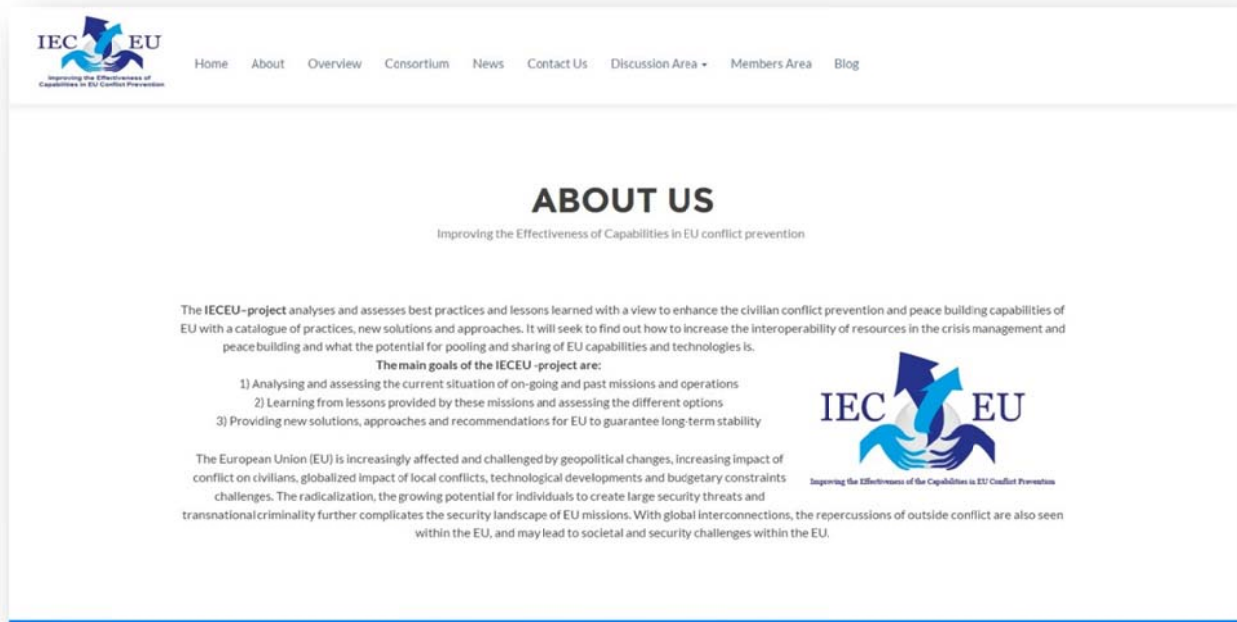


Figure 6. About section

6.2 OVERVIEW

The overview section describes the key purpose of the project. Like all the sections in this one is also visible the IECEU-project logo. The overview section is divided on three parts as following: Title with subtitle, left text part and right text part. In the left part of the overview section is described the main objective and the wanted outcome of the project. The key problem the project is working on solution for is described in the right part of the section. The overview section content can be seen in the following Figure 7. Overview section



This project has received funding from the EU Framework Programme for Research and Innovation HORIZON 2020 under grant agreement no 653371

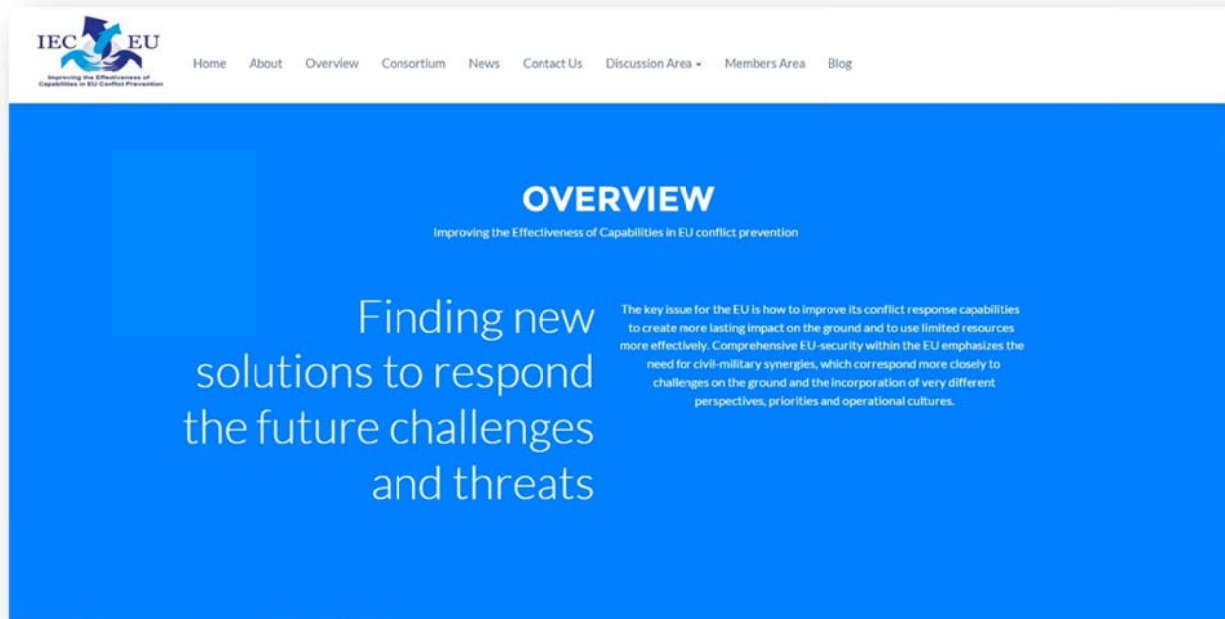


Figure 7. Overview section

6.3 CONSORTIUM

The Consortium section of the home page presents the partner organizations of the project. Partner's logos are presented in a grid view. By selecting and pressing a partner's logo the user is redirected to the organization's own webpage. The consortium section follows the required guidelines given by the content provider. The IECEU-project logo also shows in the screen. Look at Figure 8. Consortium below.



This project has received funding from the EU Framework Programme for Research and Innovation HORIZON 2020 under grant agreement no 653371




Figure 8. Consortium

The consortium section helps the users to associate the actors related to the IECEU-project. The logos of those actors provide the connection for finding more details and contact information of the partner organizations.

6.4 NEWS

The Latest news section shows the latest blog posts, press releases and social media posts related to IECEU-project. The section is separated in two parts: left part and right part. The left part displays the latest news from the webpage content and the right part shows the latest Twitter posts from IECEU-project twitter account.

By clicking on the posted news title, on the left side of the section, the user is redirected to the page in which the news has been posted. Each published news shown on the Latest news section will contain the title of the news in big underline letters and short part of the text of the news will be shown. Some of the news could have the date of publication, description title and author name.



By clicking on the twitter section the user is redirected to the twitter webpage.

The Latest news section can be seen in the Figure 9. Latest news section bellow.

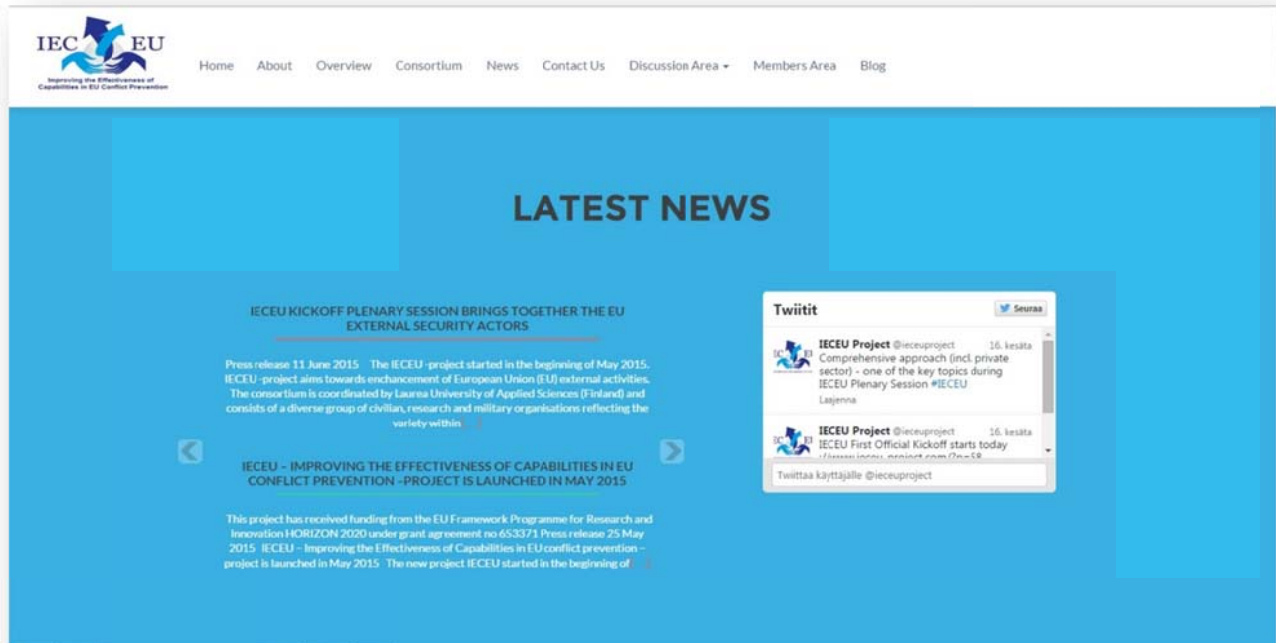


Figure 9. Latest news section

The updates will be automatically published in social media platform (Twitter). Work package 8.3 Leader (Laurea University of Applied Sciences) is responsible for updating the news, press releases and twitter news on the webpage during the whole project.

6.5 CONTACT

The Contact section holds the contact form, throughout which the user can contact IECEU-project representative with any questions, comments, ideas or concerns. By filling the contact form and pressing send message the user can send email to IECEU-project official email address.

The contact form consists of four fields, a button and a confirmation question field to verify that the message is not a spam message. In the message fields the user should type its name, email address, title of the message and the message content. After filling the message fields the user



need to answer the confirmation question in order to succeed with the messaging process. In the end, pressing the “Send” button will ensure the successful sending of the feedback/contact email.

The contact form is illustrated in the following Figure 10. Contact .

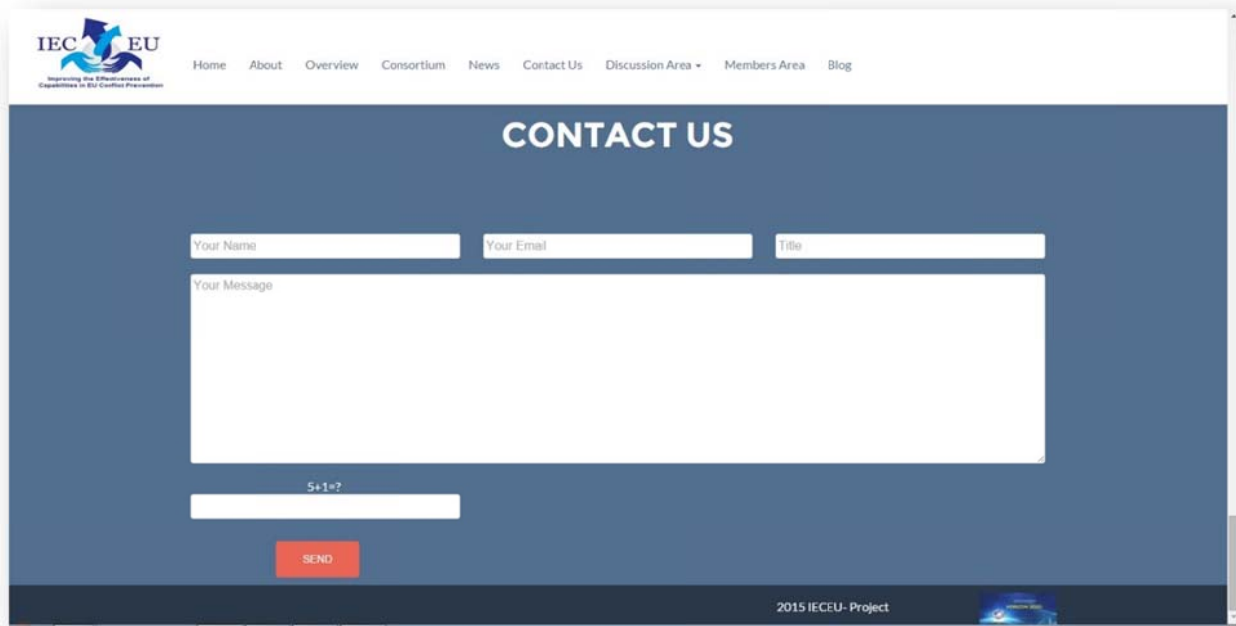
The image shows a screenshot of a web browser displaying the 'CONTACT US' page of the IECEU website. The page has a dark blue header with the IECEU logo on the left and a navigation menu with links for Home, About, Overview, Consortium, News, Contact Us, Discussion Area, Members Area, and Blog. The main content area is a large white form on a dark blue background. The form includes three input fields for 'Your Name', 'Your Email', and 'Title'. Below these is a large text area for 'Your Message'. At the bottom of the form is a small input field with the text '5+1=?' and a red 'SEND' button. The footer of the page contains the text '2015 IECEU- Project' and a small globe icon.

Figure 10. Contact

6.6 BLOG

This webpage present the blog content of the project. The blog page consist of main content part and a side menu area. The blog page is displayed in the following FIGURE 11.



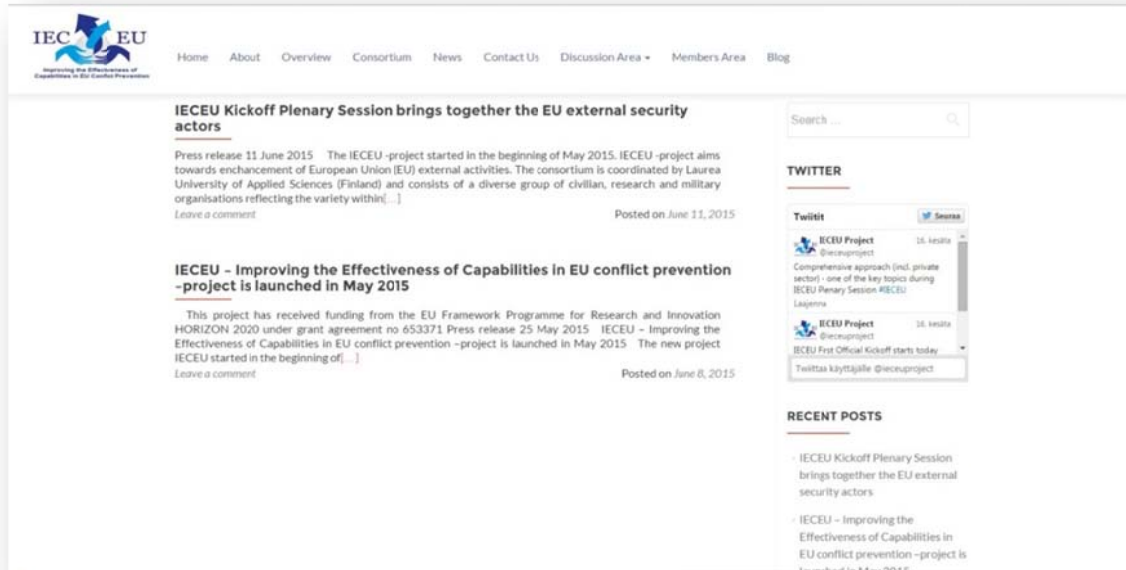


Figure 11. Blog page

The main content includes all the blog posts, displayed in a list view ordered by date. Each post in the list includes the post title and the short part of the content of the post. For review the full blog post the user should press the post title, that will redirected the user to another webpage in which the whole blogpost is available. Most of the blog post pages will contained a downloadable documents. The full blogpost page is shown in the following Figure 12. Blog Post Page **Error! Reference source not found..**

The side menu area include a search bar, the latest twitter posts section and latest blog posts section. By using the search bar the user can type a word or a combination of words to find the desirable blog post. The search page is displayed in the following Figure 13. Search Page.



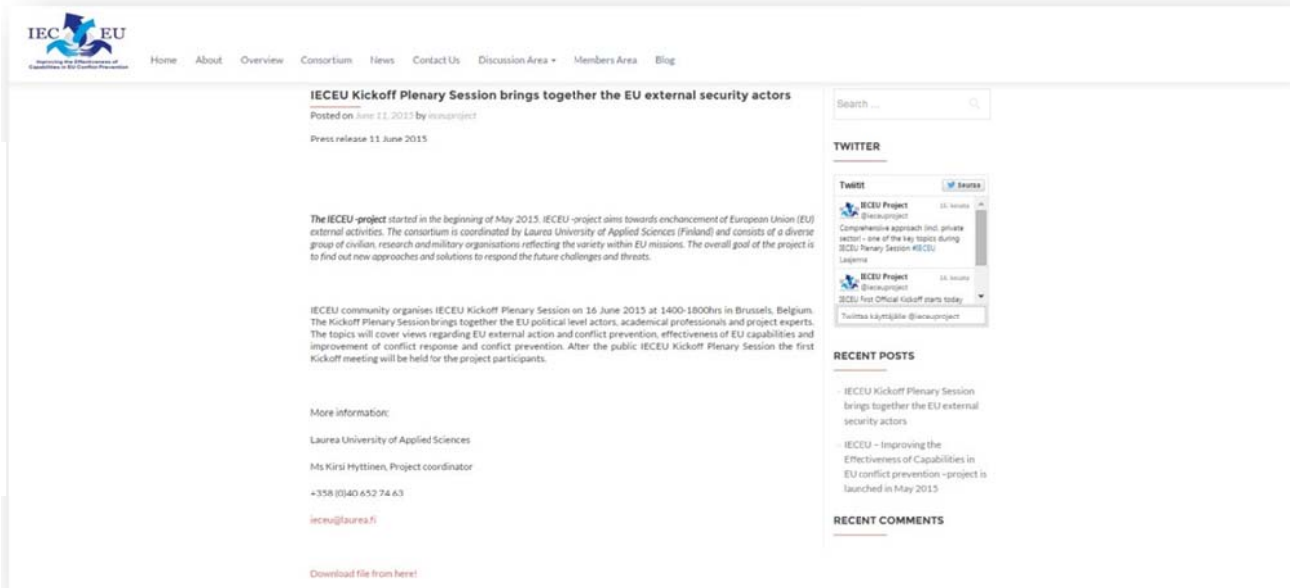


Figure 12. Blog Post Page

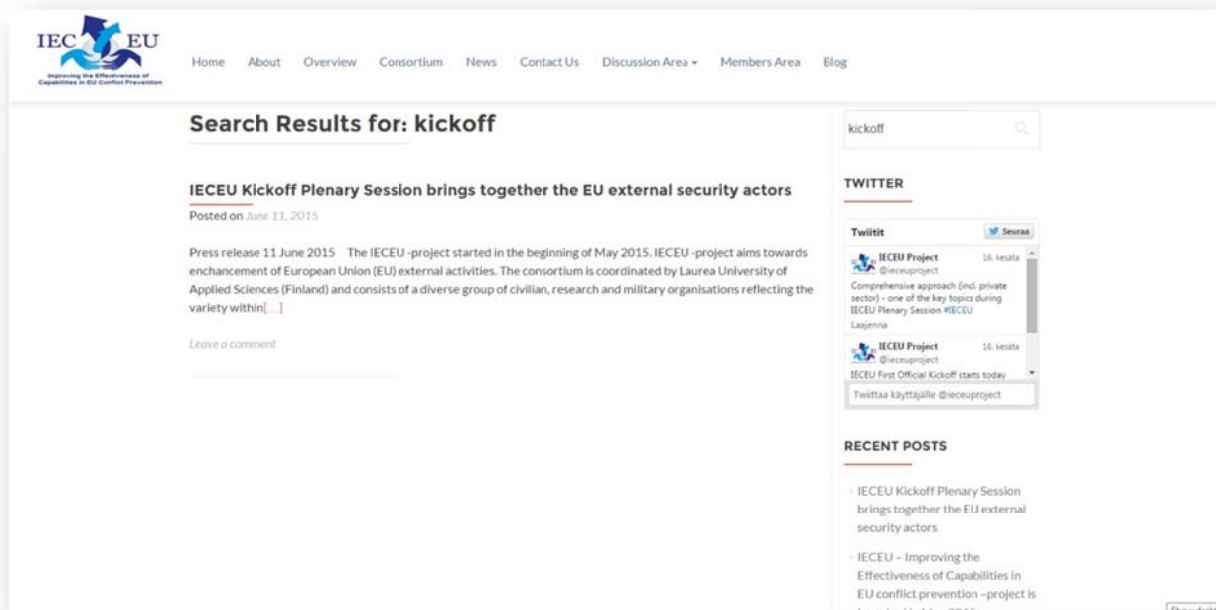


Figure 13. Search Page



7 DISCUSSION BOARD

The purpose of the discussion board and the social media applications are to publicize the research topics and make it available for the broad use. The main objective of the implementation of the social media applications and discussion board is to engage the end-user.

7.1 MAIN VIEW

The main discussion board view contains of the title of the page, the search bar, the add discussion button and the listed discussion topics. All the items in the list consist of topic title, icon of the author, number of the topic view, the author name and the date of posting. On the right side of each item there are the number of comments and the number of votes for that topic. The main view of the discussion board is displayed in Figure 14. Discussion Board.

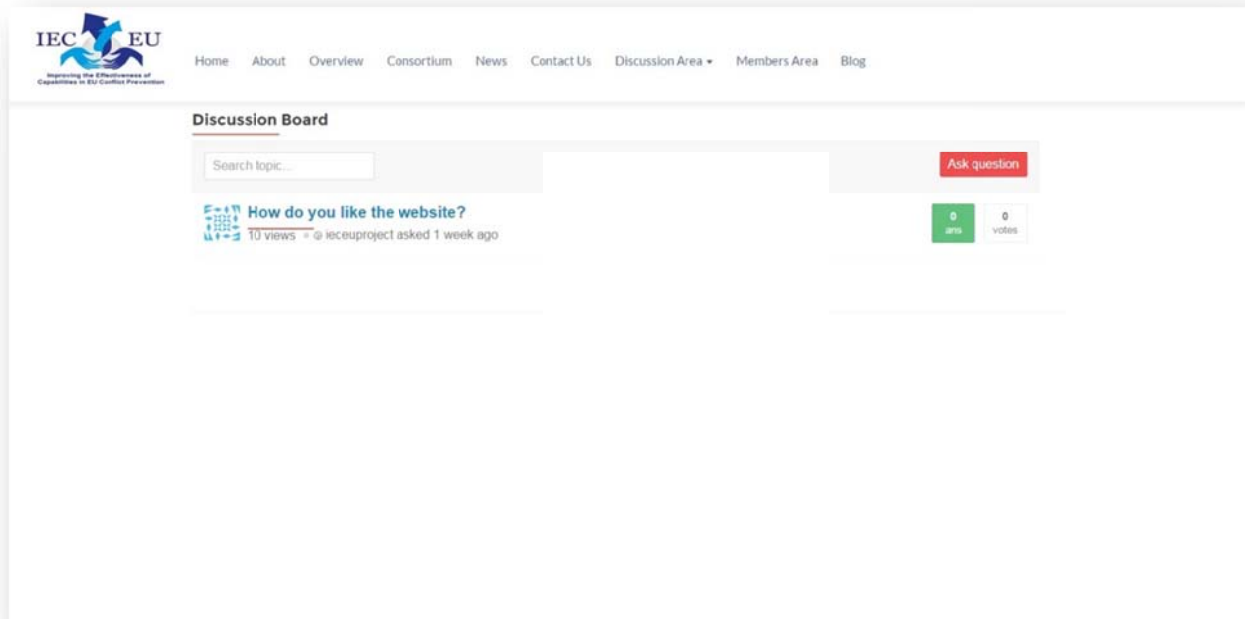
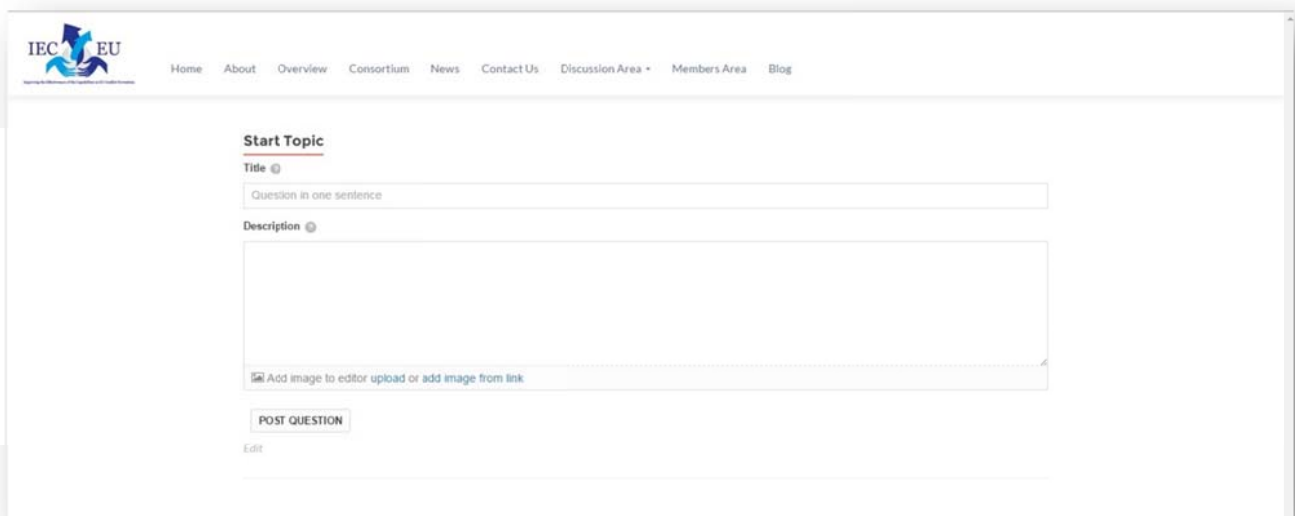


Figure 14. Discussion Board



7.2 TOPIC VIEW

When creating the new topic the user is directed to a new page view (Figure 15. Topic Page). The topic page contains the Title of the page and a form for creating the new discussion. The form contain two required fields: Title and a description. An additional option is to upload image/s to the



discussion.

Figure 15. Topic Page

If the viewer doesn't have registered user for the discussion board the webpage will redirect to the following page shown in Figure 16. Required registration.



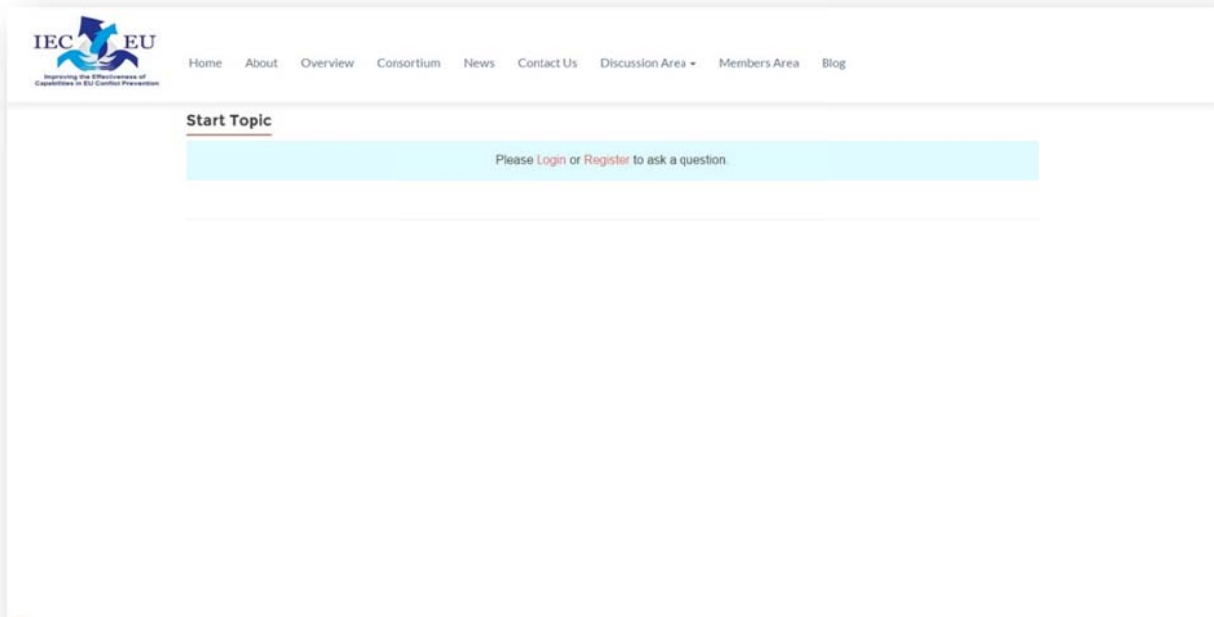


Figure 16. Required registration



8 CONCLUSIONS

The IECEU-project website is published and updates will be done in the future. The webpage is a public website with available information to the broad audience. The IT Specialist is responsible for designing, developing, and updating the website. The webpage include three separated pages which are Home page, Blog page and Discussion Board page. The webpage address is:

<http://www.ieceu-project.com>

The webpage is an essential part of the dissemination plan and its main purpose is to advertise the project aims, outputs and findings. The webpage is linked to social media such as Twitter. The updates in the future will be related to the publications, press releases, news and other project related data. All the consortium partners are asked to provide feedback, comments, and suggestions for publications or related information. Any feedback is important part of improving the webpage and making it more functional, sufficient and user-friendly.

This document contains all the background information regarding website creation, development and design. It also includes the detailed information of maintenance responsibilities and key roles of using website, discussion board as well as secured webpage (eDuuni). Nevertheless, the actual maintenance and update processes of website and discussion board will ensure the successful visibility of project and dissemination of its results. WP8.3 Task Leader encourages the users of website and discussion board to provide feedback to further improve the online tools of IECEU project.

